

CEILING


B-600 / 40

B-600/40 is a self suspended ceiling of sandwich construction and designed for easy and rapid installation with no connecting profiles.

Self suspended up to 2715 mm.

Weight

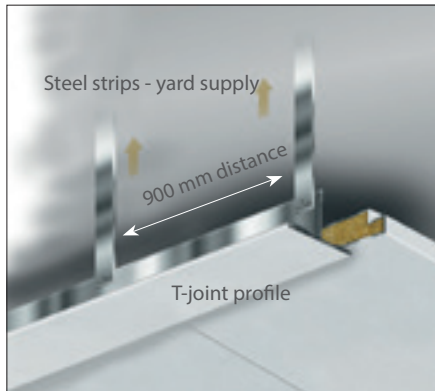
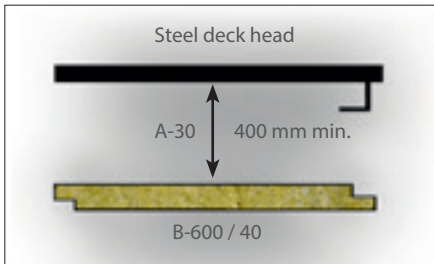
All weights are based on system weight, including all profiles.




Installation.




Clip-on profile to conceal rivets upon request.



For rooms exceeding 3000 mm (also B-15).



Approved B-15 with perforated surface.



Start / stop element.

Description	B-600 / 40
Fire class	B-15 / A-30
Panel length	up to 2715 mm
Standard module width	300 / 600 mm
Special module width	100 - 700 mm
Thickness	40 mm
Weight	18.1 kg/m ²
Sound reduction	R _w =50 dB*
Thermal isolation	U=0.66 W/m ² K
Application	Selv suspended ceiling

*Sound reduction between cabins.